

Literary Studies & New Media Summary Project

Name: _____

As the final evidence of your learning, skill development, and growth you will be putting together a slideshow that highlights your best work from this semester and includes samples of your current writing. Think of this as a way to show your mastery and growth in areas connected to our curriculum.

Key Pieces:

- Slideshow
- 6 Examples of Mastery
- 1 Quiz & Answer Key
- 3 Examples of New Learning
- 1 Story of Learning
- 1 Persuasive Essay

6 Examples of Mastery: Curriculum Connections

These six competencies are explored by various assignments in our course. Choose six different examples of your best work from this semester. Most of our assignments are connected to more than one of these competencies, so read this list then use the guidelines below to make your choices.

- Demonstrate speaking and listening skills in a variety of formal and informal contexts for a range of purposes.
- Transform ideas and information to create original texts using various genres, forms, structures, and styles.
- Evaluate the relevance, reliability, and authenticity of texts.
- Understand and evaluate how literary elements, techniques, and devices enhance and shape meaning and impact.
- Respond to text in personal, creative, and critical ways.
- Use the conventions of Canadian spelling, syntax, and diction proficiently and as appropriate to the context; understand intellectual property rights and use in-text citations where appropriate.

Guidelines for Selecting Examples of Mastery:

- Choose assignments/projects that we spent some time on. A quick worksheet doesn't show as much detail about your understanding as a booklet or a major project.
- Choose different kinds of work to show your different skills. Include examples of reflection, creativity as well as technical skills.
- Use your self-assessment and checklists to remind yourself about what we've done through the semester, but it's ok if all your choices come from more recent work!

6 Examples of Mastery: Curriculum Connections

Sample:

Example	Hate or Debate Booklet
<i>Brief Summary of Assignment</i>	The assignments in this booklet explored the difference between legitimate debate and hate speech. We learned about types of hate speech and how it's used against groups or individuals.
<i>How this example represents your skills, learning, and/or growth this semester.</i>	After learning about different kinds of hate speech and how it can be used against other people, I feel as though I can recognize it when I see it online or hear it in real life. This gives me the ability to decide if I can trust the source and what is being said.

Example #1	
<i>Brief Summary of Assignment</i>	
<i>How this example represents your skills, learning, and/or growth this semester.</i>	

Example #2	
<i>Brief Summary of Assignment</i>	
<i>How this example represents your skills, learning, and/or growth this semester.</i>	

Example #3	
<i>Brief Summary of Assignment</i>	
<i>How this example represents your skills, learning, and/or growth this semester.</i>	

Example #4	
<i>Brief Summary of Assignment</i>	
<i>How this example represents your skills, learning, and/or growth this semester.</i>	

Example #5	
<i>Brief Summary of Assignment</i>	
<i>How this example represents your skills, learning, and/or growth this semester.</i>	

Example #6	
<i>Brief Summary of Assignment</i>	
<i>How this example represents your skills, learning, and/or growth this semester.</i>	

Quiz & Key

Choose a topic that we have explored this semester and write a quiz (5 questions) that a classmate could take.

- The quiz must include at least **one** question that should be answered in a paragraph.
- Include the answer key.

3 Examples of New Learning

Learning happens in many ways, and there were many different experiences in this course for you to draw from for this part of the project.

Think of **three** examples of new learning that you experienced this semester. These examples can be class discussions, guest presentations, assignments, interactions with peers, or other experiences you had in class.

For each one, explain how this experience was new for you, what you learned from it, and how that experience might influence you in the future.

Sample:

<i>Learning Experience #1</i>	Video Presentation - Thomas King & Natasha Donovan
<i>How was this new for you?</i>	I had never had a chance to hear from both an author and illustrator of graphic novels.
<i>What did you learn from it?</i>	I learned about the illustration process and how it evolved, from the writing of the short story to the illustrator choosing how to tell the same story in mostly images while keeping the meaning and impact.
<i>How might this influence you in the future?</i>	I'm curious to read more graphic novels now that I have learned more about them. I will remember the "warm up" idea Natasha used to get her art flowing because sometimes you just have to start, even if it isn't your best work right away!

Learning Experience #1	
<i>How was this new for you?</i>	
<i>What did you learn from it?</i>	
<i>How might this influence you in the future?</i>	

Learning Experience #2	
<i>How was this new for you?</i>	
<i>What did you learn from it?</i>	
<i>How might this influence you in the future?</i>	

Learning Experience #3	
<i>How was this new for you?</i>	
<i>What did you learn from it?</i>	
<i>How might this influence you in the future?</i>	

Your Story of Learning

In a narrative style (telling a story), describe your experience of English class this semester.

- Include thoughts and feelings!
- Include the three examples of new learning you identified.
- Include a conclusion - what will stick with you from this class?

Sample Opening:

When I sat down in English class for the first time this semester I didn't know what to expect. I knew that now that I was starting grade 10 my grades "count" for my future goals, so I was feeling a bit anxious. English class has always been a struggle for me because I've never really liked reading the books we have to read. I was nervous that it was the first class of the day and mornings are hard for me. At first I didn't want to start every day with silent reading because it seemed boring.

Sample Conclusion:


Now that first semester is ending, I'm looking ahead to my new classes but I know that I'm better equipped to look at information around me in a more thoughtful way. Just because something is published in a newspaper or shared on social media doesn't mean it's true or that it's telling the whole story.

Persuasive Writing Outline:


Topic Statement - make your opinion clear!	
Supporting Argument #1	
Supporting Argument #2	
Supporting Argument #3	
Conclusion - Restate your main opinion and how your supporting ideas prove it!	

Slideshow Template:


Slide ___:



Slide ___:



Slide ___:



Slide ___:



Slide ___:



Slide ___:




Slide ___:




Slide ___:




Slide ____:




Slide ____:




Slide ____:




Slide ____:




Slide ____:



Slide ____:



Slide ____:



Slide ____:

