

Summary Project: The Highlight Reel

Name: _____

As the final piece of evidence of your learning, skill development, and growth you will be putting together a slideshow that highlights your best work from this semester. Think of this as a way to show your mastery and growth in areas connected to our curriculum.

Key Pieces:

- Slideshow
- 8 Examples of Mastery
- 3 Examples of New Learning
- 1 Big Idea Reflection

8 Examples of Mastery: Curriculum Connections

These eight competencies are explored by various assignments in our course. For each one, choose one assignment that you feel best represents your skills, learning, and/or growth this semester.

- Explore and reflect on career life goals, personal growth, and initial planning for career life pathways.
- Identify and develop essential employability skills.
- Practice effective strategies for healthy school/work/life balance.
- Collaborate with community members to explore influences of reciprocal relationships on career life choices.
- Use financial planning/research tools to identify future individual needs and employment trends.
- Identify risks and benefits of personal and professional decisions and digital footprints.
- Explore opportunities for community, social, and cultural engagement and contributions.
- Identify and practice using different models of decision making/goal setting.

On the next few pages are some of the assignments we have done, collected under the competencies they support. You must choose eight **different** assignments, even though many show up on more than one list!

1: Explore and reflect on career life goals, personal growth, and initial planning for career life pathways.

- Meaningful Life Project
- MyBlueprint: Personal Surveys and Occupation Compatibility
- My Blueprint: Occupation Research
- Skills for Life: Log Entries
- Finance Booklet #1: Budgets, Wants/Needs, Job Search
- Finance Project: Reflection
- Graduation & Post Secondary Planning
- How I View Myself & How Others View Me: Reflection Questions
- Conflict & Connection
- Travel Project (Google Classroom)
- Respect & Consent: Online and In Person
- Healthy Relationships: A Soundtrack
- Connected North Navigator
- Career Journeys: First Nations Role Model Video Series Questions
- Humans of New York: Photojournalism & The Stories of Everyday People
- My Personal Support Network
- Mentor Interview
- Thank You Letter

2: Identify and develop essential employability skills.

- Agenda/Planner
- SMART Goals
- My Blueprint: Occupation Research
- Skills for Life: Log Entries
- Employability & Transferable Skills
- How I View Myself & How Others View Me: Reflection Questions
- Resume
- Cover Letter
- Social Media Audit
- Job Interviews: Brainstorm & Questions
- Conflict & Connection
- Career Journeys: First Nations Role Model Video Series Questions
- Mentor Interview

3: Practice effective strategies for healthy school/work/life balance.

- Agenda/Planner
- Meaningful Life Project
- SMART Goals
- Skills for Life: Log Entries
- Finance Booklet #1: Budgets, Wants/Needs, Job Search

- Finance Booklet #3: Meal Planning & Personal Care
- Finance Project: Reflection
- Graduation & Post Secondary Planning
- Bank Accounts, Credit Cards, Credit Score, and Debt
- Conflict & Connection
- Travel Project (Google Classroom)
- Respect & Consent: Online and In Person
- Healthy Relationships: A Soundtrack
- Connected North Navigator
- Mentor Interview

4: Collaborate with community members to explore influences of reciprocal relationships on career life choices.

- Skills for Life: Log Entries
- Graduation & Post Secondary Planning
- How I View Myself & How Others View Me: Reflection Questions
- Conflict & Connection
- Connected North Navigator
- Career Journeys: First Nations Role Model Video Series Questions
- Humans of New York: Photojournalism & The Stories of Everyday People
- My Personal Support Network
- Mentor Interview
- Thank You Letter

5: Use financial planning/research tools to identify future individual needs and employment trends.

- My Blueprint: Occupation Research
- Finance Booklet #1: Budgets, Wants/Needs, Job Search
- Finance Booklet #2: Housing & Transportation
- Finance Booklet #3: Meal Planning & Personal Care
- Finance Project: Final Budget
- Finance Project: Reflection
- Graduation & Post Secondary Planning
- Bank Accounts, Credit Cards, Credit Score, and Debt
- Travel Project (Google Classroom)
- Connected North Navigator

6: Identify risks and benefits of personal and professional decisions and digital footprints.

- Finance Booklet #1: Budgets, Wants/Needs, Job Search
- Finance Project: Reflection

- Graduation & Post Secondary Planning
- Social Media Audit
- Bank Accounts, Credit Cards, Credit Score, and Debt
- Conflict & Connection
- Respect & Consent: Online and In Person
- PARTY Program (October 7)

7: Explore opportunities for community, social, and cultural engagement and contributions.

- Meaningful Life Project
- Skills for Life: Log Entries
- Graduation & Post Secondary Planning
- Employability & Transferable Skills
- How I View Myself & How Others View Me: Reflection Questions
- Resume
- Conflict & Connection
- Travel Project (Google Classroom)
- Respect & Consent: Online and In Person
- Healthy Relationships: A Soundtrack
- Connected North Navigator
- Career Journeys: First Nations Role Model Video Series Questions
- Humans of New York: Photojournalism & The Stories of Everyday People
- My Personal Support Network
- Mentor Interview
- Thank You Letter

8: Identify and practice using different models of decision making/goal setting.

- Agenda/Planner
- SMART Goals
- Professional Procrastination
- Skills for Life: Log Entries
- Finance Booklet #1: Budgets, Wants/Needs, Job Search
- Finance Booklet #2: Housing & Transportation
- Finance Project: Reflection
- Graduation & Post Secondary Planning
- Bank Accounts, Credit Cards, Credit Score, and Debt
- Travel Project (Google Classroom)
- Respect & Consent: Online and In Person
- Mentor Interview
- Thank You Letter
- Summary Project Booklet
- PARTY Program (October 7)

8 Examples of Mastery: Curriculum Connections

Sample:

<i>Competency #1</i>	Explore and reflect on career life goals, personal growth, and initial planning for career life pathways.
<i>My Example</i>	SMART Goals
<i>How this example represents your skills, learning, and/or growth this semester.</i>	By doing this assignment, I learned how to set goals in a way that would help me actually achieve them. As a result, this semester I have been able to set SMART goals at school that have helped me be more successful in classes, like handing in more assignments and getting to class on time more often.

Your Examples:

Competency #1	Explore and reflect on career life goals, personal growth, and initial planning for career life pathways.
<i>My Example</i>	
<i>How this example represents your skills, learning, and/or growth this semester.</i>	

Competency #2	Identify and develop essential employability skills.
<i>My Example</i>	
<i>How this example represents your skills, learning, and/or growth this semester.</i>	

Competency #3	Practice effective strategies for healthy school/work/life balance.
<i>My Example</i>	
<i>How this example represents your skills, learning, and/or growth this semester.</i>	

Competency #4	Collaborate with community members to explore influences of reciprocal relationships on career life choices.
<i>My Example</i>	
<i>How this example represents your skills, learning, and/or growth this semester.</i>	

Competency #5	Use financial planning/research tools to identify future individual needs and employment trends.
<i>My Example</i>	
<i>How this example represents your skills, learning, and/or growth this semester.</i>	

Competency #6	Identify risks and benefits of personal and professional decisions and digital footprints.
<i>My Example</i>	
<i>How this example represents your skills, learning, and/or growth this semester.</i>	

Competency #7	Explore opportunities for community, social, and cultural engagement and contributions.
<i>My Example</i>	
<i>How this example represents your skills, learning, and/or growth this semester.</i>	

Competency #8	Identify and practice using different models of decision making/goal setting.
<i>My Example</i>	
<i>How this example represents your skills, learning, and/or growth this semester.</i>	

3 Examples of New Learning

Learning happens in many ways, and there were many different experiences in this course for you to draw from for this part of the project.

Think of **three** examples of new learning that you experienced this semester. These examples can be field trips, guest presentations, assignments, interactions with peers, or other experiences you had in class.

For each one, explain how this experience was new for you, what you learned from it, and how that experience might influence you in the future.

Sample:

<i>Learning Experience #1</i>	Education, Career, and Volunteer Expo & Campus Tour at Yukon College
<i>How was this new for you?</i>	I had never had the chance to see all the different parts of the Yukon College campus, especially the learning commons or the trades facilities.
<i>What did you learn from it?</i>	I learned that even though it's a small school, Yukon University has amazing facilities and small programs with lots of support.
<i>How might this influence you in the future?</i>	I know more about what the campus has to offer, which will help me make a more informed decision about where I want to do my post-secondary education.

Learning Experience #1	
<i>How was this new for you?</i>	
<i>What did you learn from it?</i>	
<i>How might this influence you in the future?</i>	

Learning Experience #2	
<i>How was this new for you?</i>	
<i>What did you learn from it?</i>	
<i>How might this influence you in the future?</i>	

Learning Experience #3	
<i>How was this new for you?</i>	
<i>What did you learn from it?</i>	
<i>How might this influence you in the future?</i>	

1 Big Idea Reflection

The Big Ideas

- Cultivating networks and reciprocal relationships can support and broaden career-life awareness and options.
- Lifelong learning fosters career-life opportunities.
- Finding balance between personal and work-life promotes well-being.
- Career-life decisions are influenced by internal and external factors, including local and global trends.
- Career-life choices are made in a recurring cycle of planning, reflecting, adapting, and deciding.

Choose **one** of those Big Ideas and write a reflective paragraph, addressing these questions:

- 1) Which Big Idea are you choosing to reflect on?
- 2) Why do you think this Big Idea was included in the curriculum?
- 3) How have you demonstrated understanding/mastery of this Big Idea this semester?
- 4) How might this Big Idea play a part in your future?

Sample


I chose to reflect on the Big Idea, "Cultivating networks and reciprocal relationships can support and broaden career-life awareness and options." I think this was included in the curriculum because it is important for people to understand that the relationships and connections they make can open doors to personal and professional opportunities. It is also important for people to understand that if you have negative relationships, that can get in the way of your goals. An example of my understanding of this Big Idea would be when we went to the Education, Career, and Volunteer Expo, and I took advantage of that opportunity to meet people from the schools I hope to attend and the industry I hope to work in. This Big Idea will play a part in my future because every person I meet can influence my choices and my opportunities, either positively or negatively, and being aware of that can help me make good choices and learn from my mistakes.

Reflection Paragraph Draft/Notes:


<p>Which Big Idea are you choosing to reflect on?</p>	
<p>Why do you think this Big Idea was included in the curriculum?</p>	
<p>How have you demonstrated understanding/mastery of this Big Idea this semester?</p>	
<p>How might this Big Idea play a part in your future?</p>	

Slideshow Template:


Slide ___:




Slide ___:



Slide ___:



Slide ___:



Slide ___:



Slide ___:




Slide ___:




Slide ___:




Slide ____:



Slide ____:




Slide ____:




Slide ____:




Slide ____:



Slide ____:



Slide ____:



Slide ____:

